



User Manual: PC-IA500 Industrial Switch

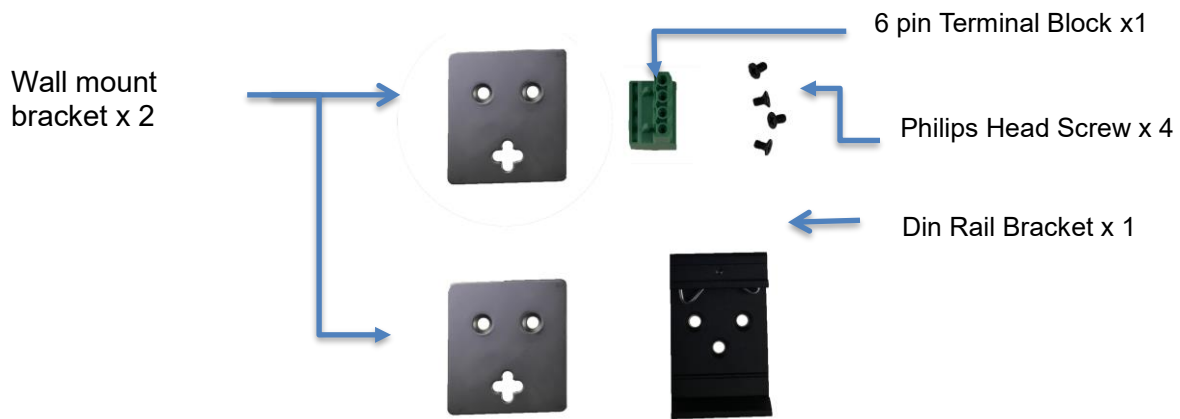
Version 5.2019

Introduction

This hardened designed industrial 5 port 10/100M Ethernet Switch is equipped with wide range VDC power input. It is suitable for heavy usage areas such as hazardous environments or central control place where a reliable device is critical. It is an ideal solution for Industrial Automation, IP surveillance, traffic monitoring and a wide range of applications. It has been rigorously tested for your Security, Transportation and Telco applications.

Installation package

This unit can be din-rail mounted or wall-mounted. Din-rail brackets and wall-mounted brackets are included.



Power connection

This unit comes with a 4 pin terminal block. It can be operated from 12-56VDC power source. Always make sure your input voltage is within this supported voltage range for each model

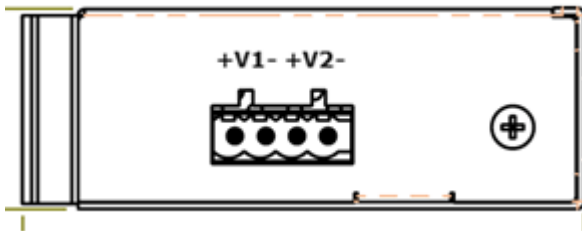
WARNING -- Any exceeded input voltage will not make this unit function and may damage this unit.

To connect power: This unit supports two power inputs. Follow the printed polarity for +V1-, +V2- and ground. Connect positive wires to V+, connect negative wires to V-, and connect a neutral wire to the ground screw.

+V1- is for power input one connection.

+V2- is for power input two connection.

Power connecting procedure:

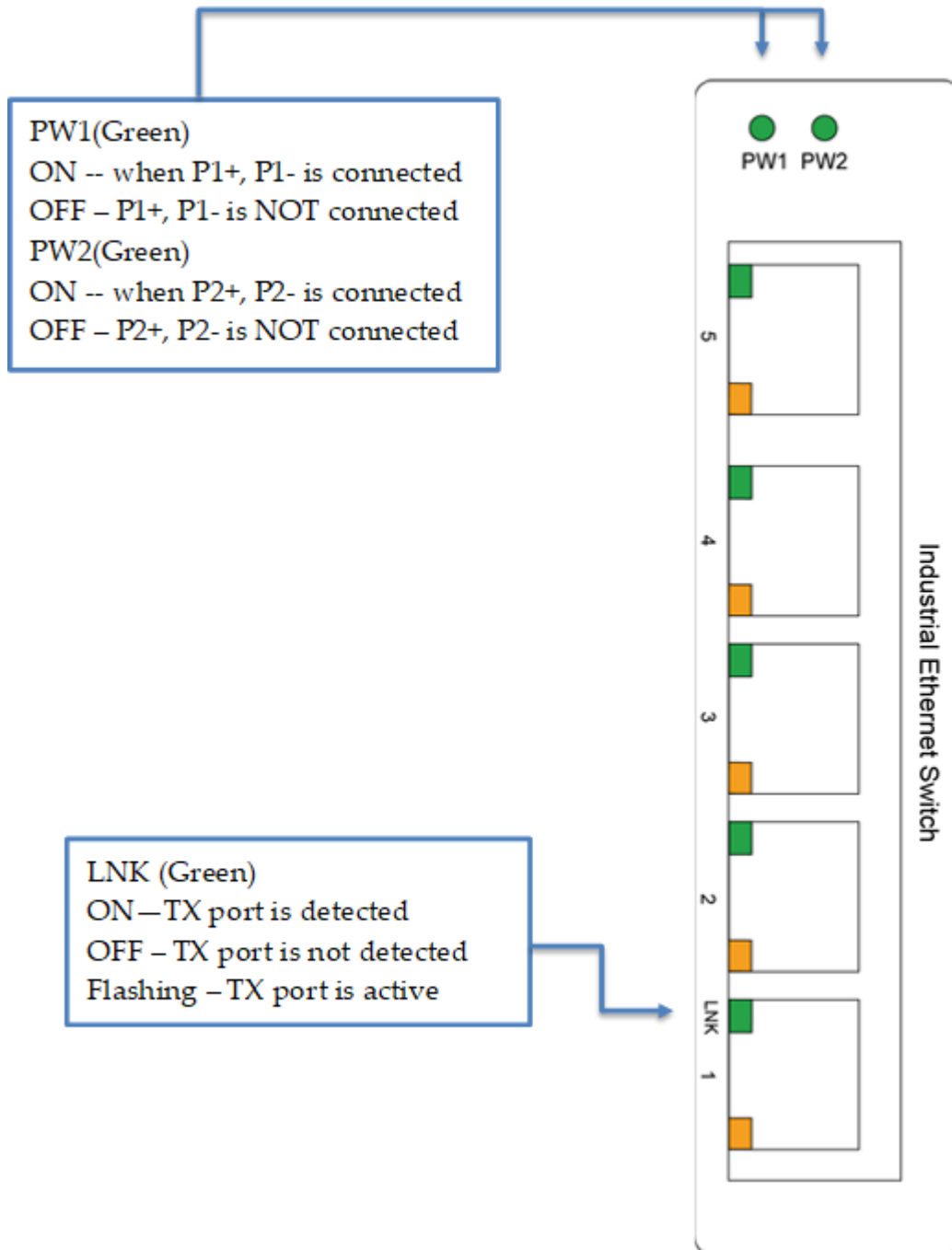


- STEP 1 Take out 4 pin terminal block located in the included mounting kit package.
- STEP 2 Connect power wires to +V1- or +V2- with corresponding polarity. Connect the grounding wire to the ground screw.
- STEP 3 Plug into terminal block socket shown above. Polarity needs to match V+ and V-.

WARNING Always SHUT OFF power source to connect power wire.

WARNING Always ground the power source to maintain a clean power input. Cheaply made power supplies create too much noise and will cause the power input to fluctuate when connect to this unit. To avoid this, always ground the power source to maintain a clean power input.

LED indicator



Specifications

IEEE Standards	IEEE 802.3 10Base-T Ethernet IEEE 802.3u 100Base-TX Fast Ethernet IEEE 802.3x Flow Control and Back Pressure
Switch Architecture	Back-plane (Switching Fabric): 1Gbps
Data Processing	Store and Forward
Flow Control	IEEE 802.3x Flow Control and Back Pressure
MAC address Table Size	1K
Packet Buffer Size	448k
Network Connector	5xRJ-45 10/100/1000BaseT(X) auto negotiation, Auto MDI/MDI-X function, Full/Half duplex
Network Cable	UTP/STP above Cat.5e Cable
Protocol	CSMA/CD
LED	PW1 (Green): ON – Power 1 is detected PW2 (Green): ON – Power 2 is detected TX/RJ-45 port: TX/RJ-45 port: LNK (Link/Active) (Green): ON – TX port is detected Flashing – TX data is transmitting/receiving
Reserve polarity protection	Present
Overload current protection	Present
Power Supply	Redundant Dual DC 12V-56V Power Input
Power Consumption	2.24W@48 VDC full load
Removable Terminal Block	Provide 1 power, 2 Pin Wire range: 0.34mm ² to 2.5mm ² Solid wire (AWG):12-24/14-22 Stranded wire(AWG): 12-24/14-22 Torque:5lb-In/0.5Nm/0.56Nm Wire Strip length: 7-8mm
Operating Temperature	-40°C ~75°C
Operating Humidity	5% to 95% (Non-condensing)
Storage Temperature	-40°C ~85°C
MTBF (mean time between failure)	>500,000 hrs (Telcordia (Bellcore), GB) at 50°C
Housing	Rugged Aluminum, IP30 Protection
Case Dimension (L x W x D)	103.5 x 32 x 81.5 mm (L x W x D)
Installation mounting	DIN Rail and Wall Mount options included

Certifications

Safety	LVD(EN60950-1)
EMC	CE, FCC, EN 55032/24
EMI	CISPR 32, FCC Part 15B Class A
EMS	IEC 61000-4-2 ESD: Contact: 6KV; Air: 8KV
IEC 61000-4-4 EFT: Power: 2KV; Signal: 2KV	
IEC 61000-4-5 Surge: Power: 2KV; Signal: 2KV	
Vibration	EN 60068-2-6

Housing Dimension (mm)

